

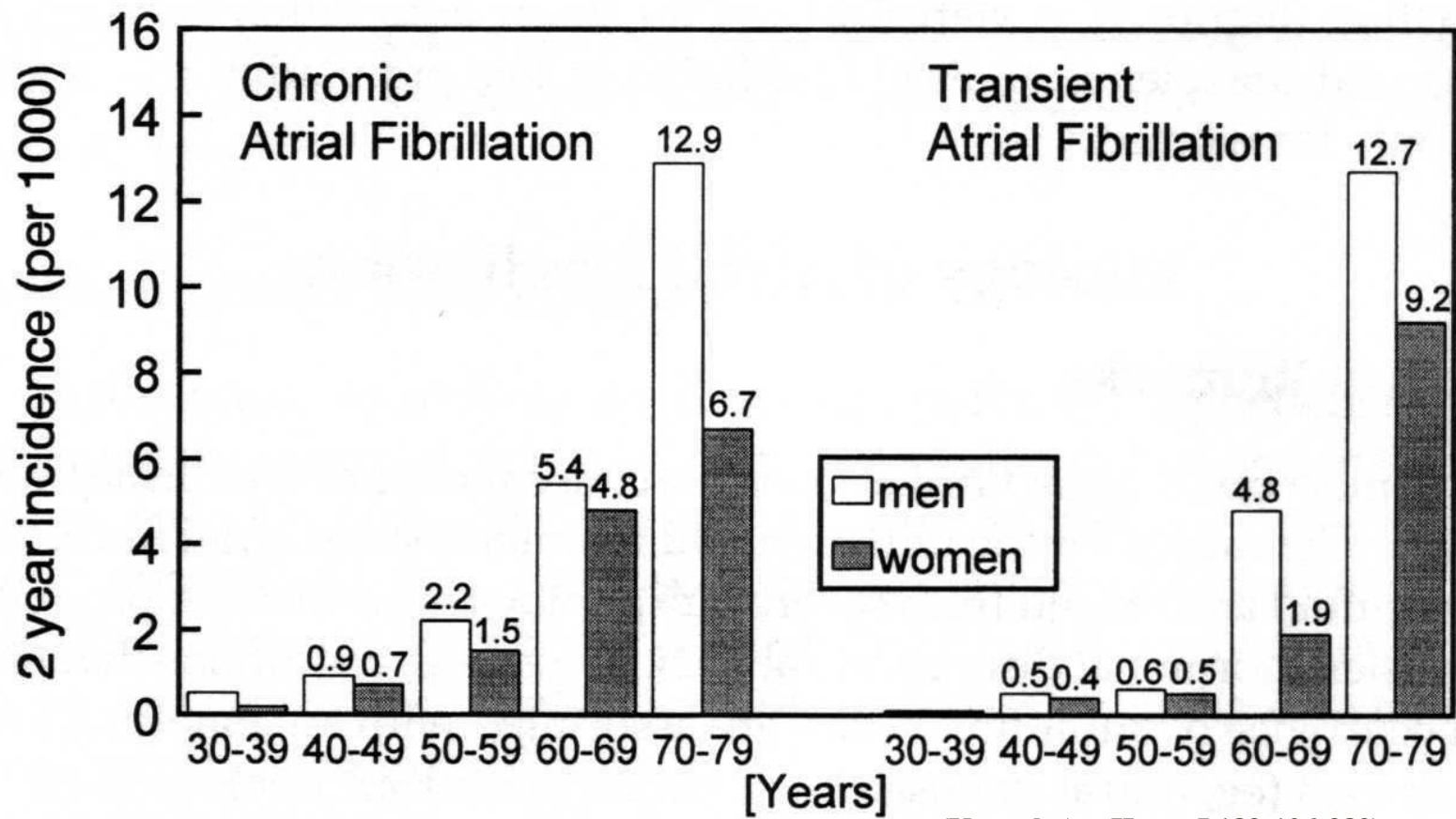
New Guideline for Anticoagulation and Pitfalls in the Medical Practice



June Soo Kim, M.D.

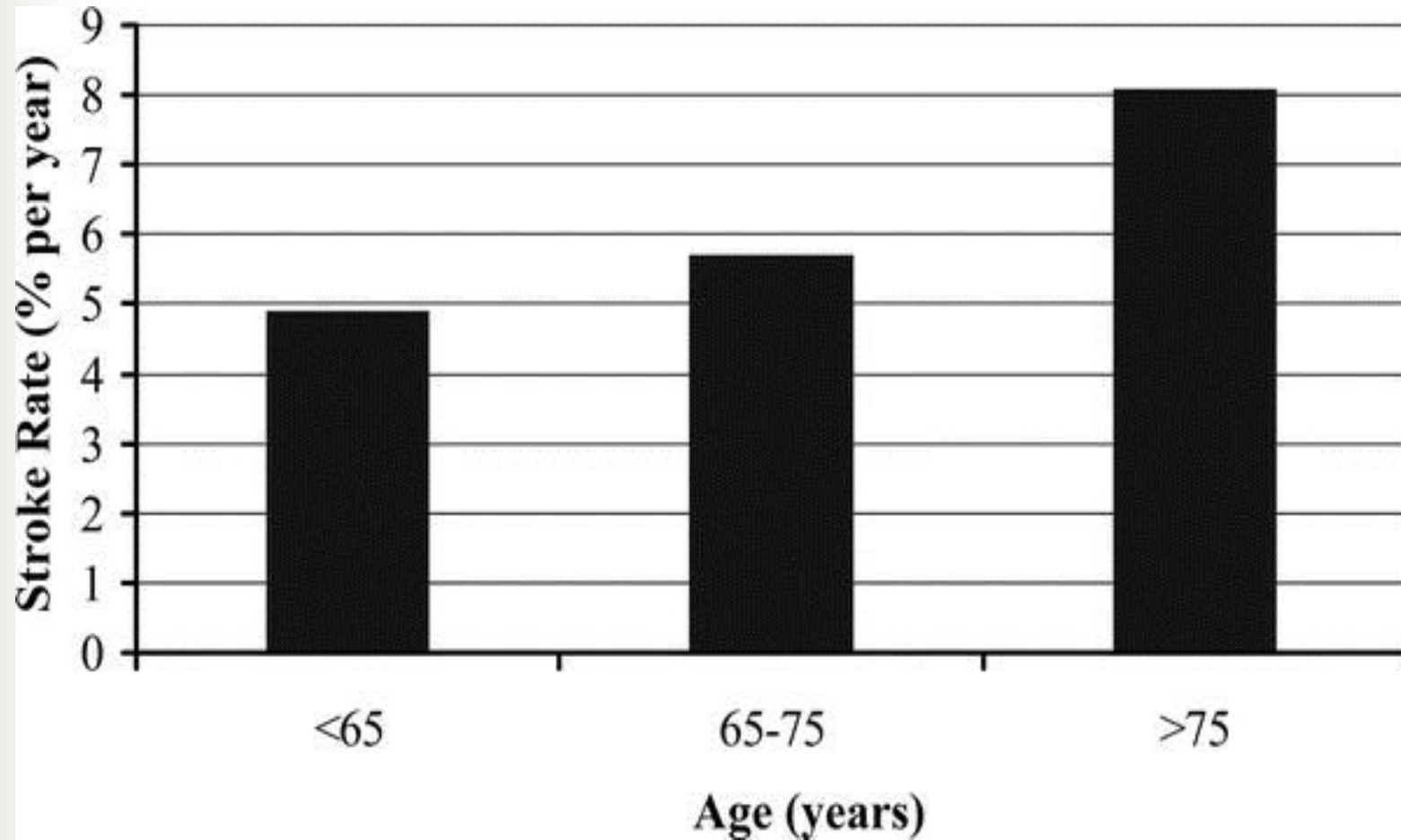
**Department of Medicine
Cardiac & Vascular Center, Samsung Medical Center
Sungkyunkwan University School of Medicine**

Incidence of AF



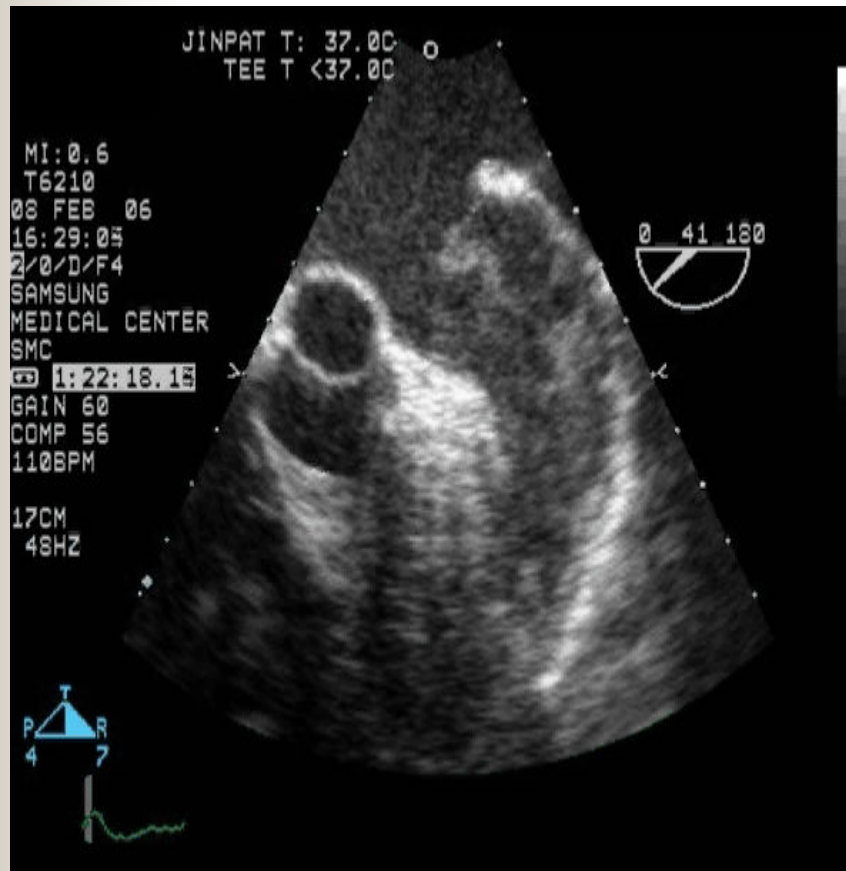
(Kannel, Am Heart J 183;106:389)

Stroke Rates in Relation to Age

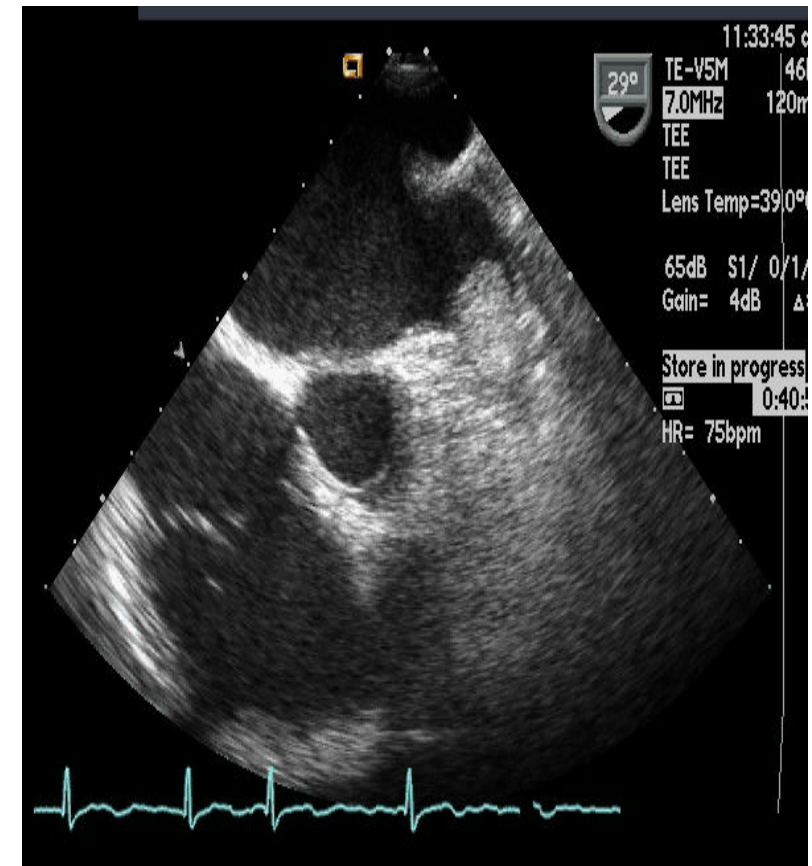


(Atrial fibrillation Investigators. Arch Intern Med. 1994;154:1449-57)

Spontaneous Echo Contrast in Left Atrial Appendage



Thrombus in Left Atrial Appendage

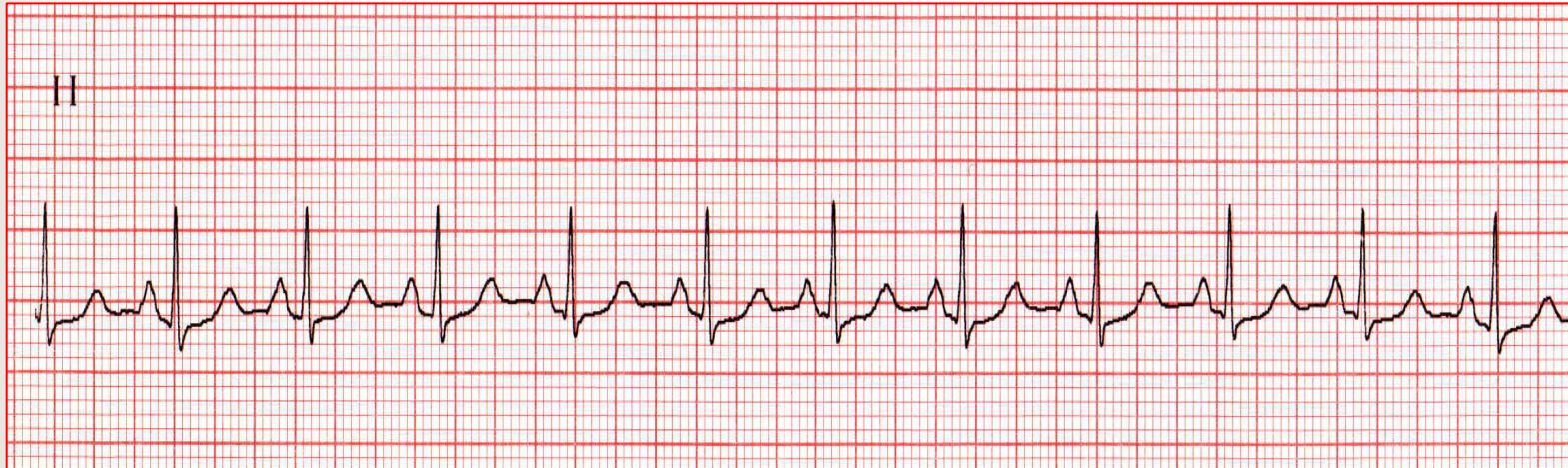




Case Presentation

- A 75-year-old male
relatively healthy
- Symptoms:
mild chest discomfort & palpitations
- Past medical history:
no significant disease except hypertension
- Current medication:
medication for hypertension


ECG recording without symptoms



ECG recording during symptoms



What is an optimal treatment for atrial fibrillation?





Treatment Options for Atrial Fibrillation

■ Heart rate control

■ Drugs

- Verapamil, diltiazem
- Beta-blockers
- Digoxin

■ AV nodal ablation plus pacemaker

■ Rhythm control

- Antiarrhythmic drugs (class Ia, Ic, III)
- RF catheter ablation (PV isolation)
- Maze operation



**A COMPARISON OF RATE CONTROL AND RHYTHM CONTROL IN PATIENTS
WITH ATRIAL FIBRILLATION**

THE ATRIAL FIBRILLATION FOLLOW-UP INVESTIGATION
OF RHYTHM MANAGEMENT (AFFIRM) INVESTIGATORS*

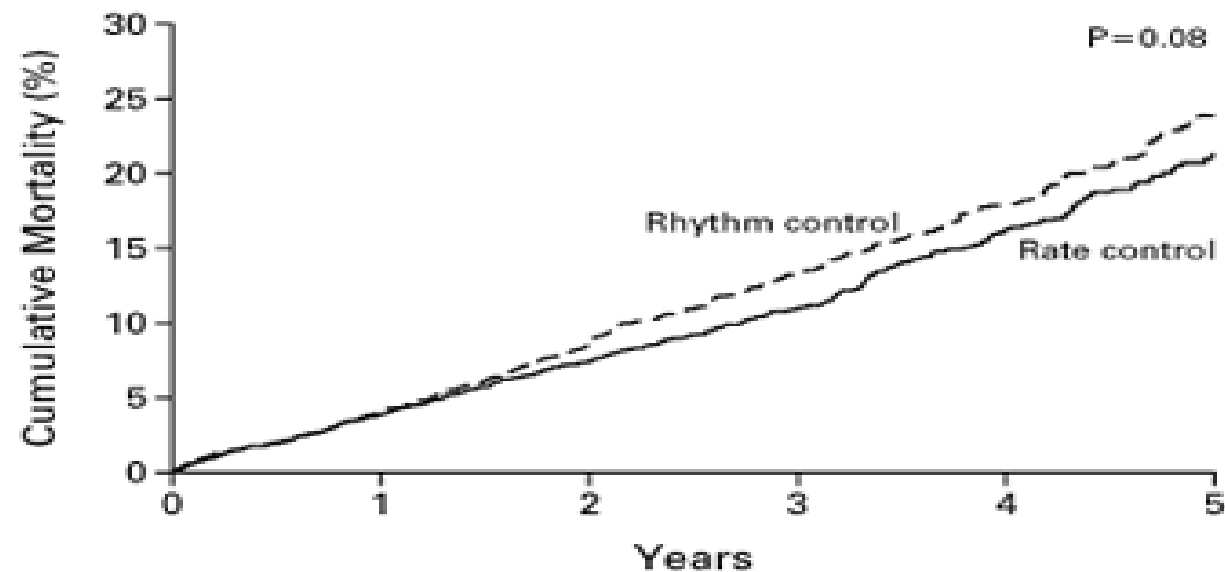
Conclusions:

Management of atrial fibrillation with the rhythm-control strategy offers no survival advantage over the rate-control strategy, and there are potential advantages, such as a lower risk of adverse drug effects, with the rate-control strategy.

Anticoagulation should be continued in this group of high-risk patients.

(N Engl J Med 2002;347:1825-33)

Cumulative Mortality in the Rhythm-Control Group and the Rate-Control Group



No. of DEATHS	number (percent)					
	0	1	2	3	4	5
Rhythm control	0	80 (4)	175 (9)	257 (13)	314 (18)	352 (24)
Rate control	0	78 (4)	148 (7)	210 (11)	275 (16)	308 (21)

(Wyse et al. N Engl J Med 2002;347:1825-33)

What is an optimal treatment for atrial fibrillation?



Heart rate control plus anticoagulation


What is an optimal treatment for prevention of thromboembolism?





Antithrombotic Treatment Options

- **Aspirin 81~325mg daily**
- **Aspirin 325mg daily plus low-intensity, fixed-dose warfarin (target INR 1.2 ~ 1.5)**
- **Aspirin 75~100mg daily plus clopidogrel 75mg daily**
- **Adjusted-dose warfarin (target INR 2~3)**
- **Surgical obliteration of LAA**
- **Percutaneous LAA transcatheter occlusion**



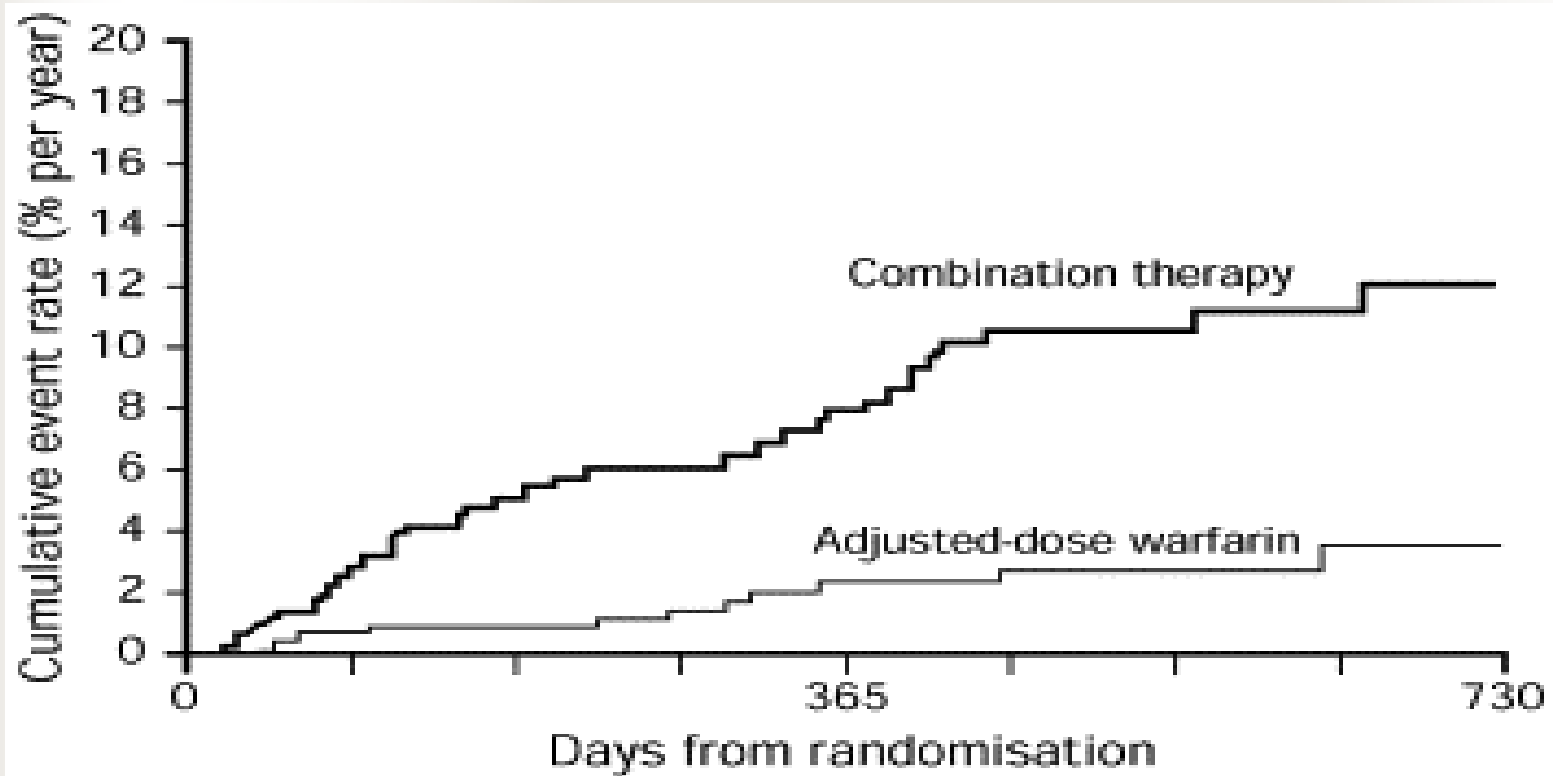
Adjusted-dose warfarin versus low-intensity, fixed-dose warfarin plus aspirin for high-risk patients with atrial fibrillation: Stroke Prevention in Atrial Fibrillation III randomised clinical trial

Stroke Prevention in Atrial Fibrillation Investigators*

Interpretation:

Low-intensity, fixed-dose warfarin plus aspirin in this regimen is insufficient for stroke prevention in patients with non-valvular AF at high-risk for thromboembolism; adjusted-dose warfarin (target INR 2·0–3·0) importantly reduces stroke for high-risk patients.

(Lancet 1996; 348: 633–38)




Number at risk

Combination therapy

521 378 265 166 61

Warfarin therapy

523 397 273 173 65



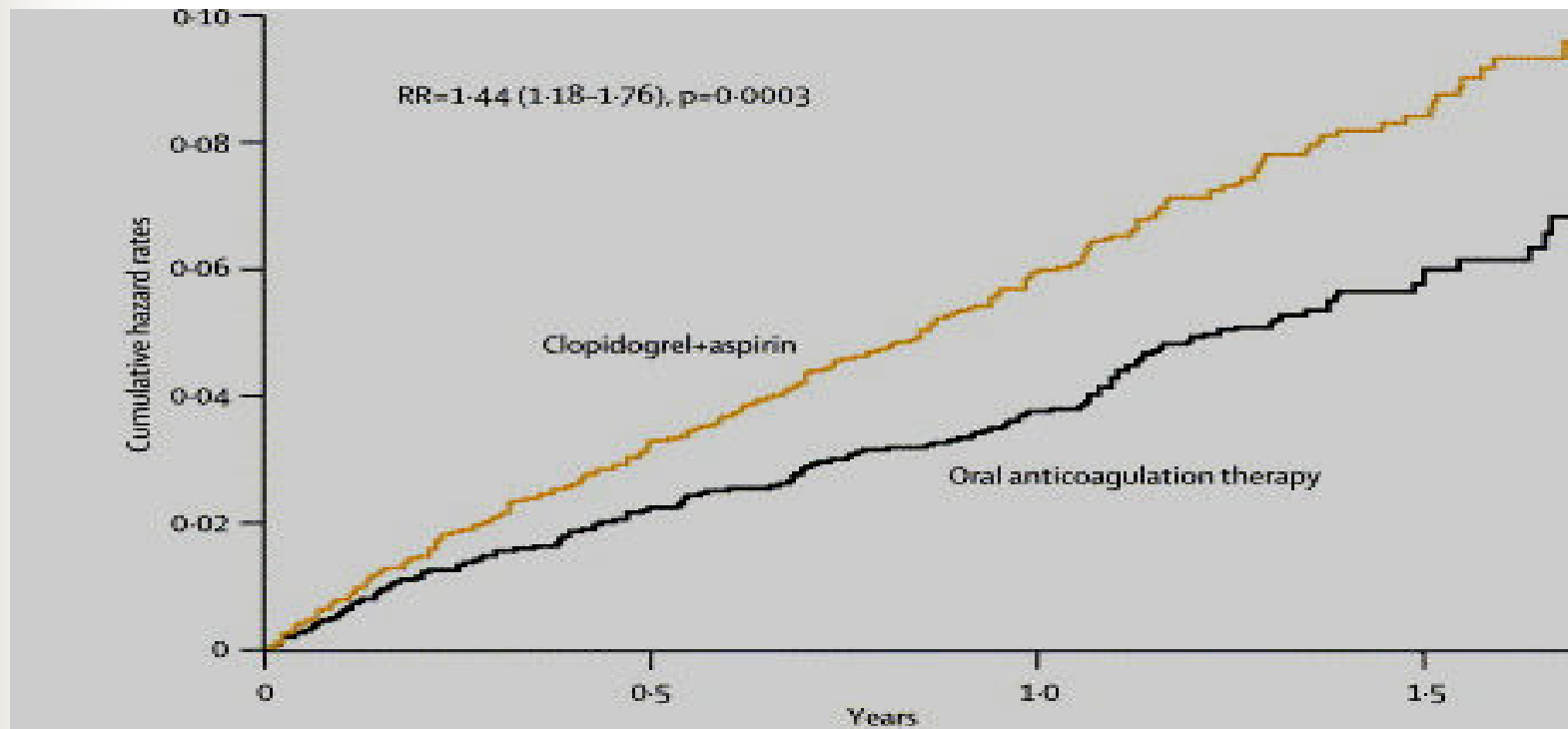
Clopidogrel plus aspirin versus oral anticoagulation for atrial fibrillation in the Atrial fibrillation Clopidogrel Trial with Irbesartan for prevention of Vascular Events (ACTIVE W): a randomised controlled trial

The ACTIVE Writing Group on behalf of the ACTIVE Investigators*

Conclusion:

Oral anticoagulation therapy is superior to clopidogrel plus aspirin for prevention of vascular events in patients with atrial fibrillation at high risk of stroke, especially in those already taking oral anticoagulation therapy.

(Lancet 2006; 367: 1903–12)



Number at risk

Clopidogrel +aspirin	3335	3152	2389	927
Oral anticoagulation therapy	3371	3221	2458	924



New Guideline for Anticoagulation

(Fuster et al. ACC/AHA/ESC Practice Guidelines Circulation 2006;114:700-52)



Risk Factors of Thromboembolism

■ High-Risk Factors

- Previous stroke, Transient ischemic attack, Embolism
- Mitral stenosis
- Prosthetic heart valve

■ Moderate-Risk Factors

- Age ≥ 75 years
- Hypertension
- Heart failure
- LV EF $\leq 35\%$
- Diabetes Mellitus

■ Less Validated or Weaker Risk Factors

- Female gender
- Age 65 to 74 years
- Coronary artery disease
- Thyrotoxicosis

(Fuster et al. ACC/AHA/ESC Practice Guidelines Circulation 2006;114:700-52)



Antithrombotic Therapy

Risk Category

Recommended Therapy

No risk factors

Aspirin, 81 to 325mg daily

One moderate-risk factor

Aspirin, 81 to 325mg daily or
Warfarin (INR 2.0 to 3.0, target 2.5)

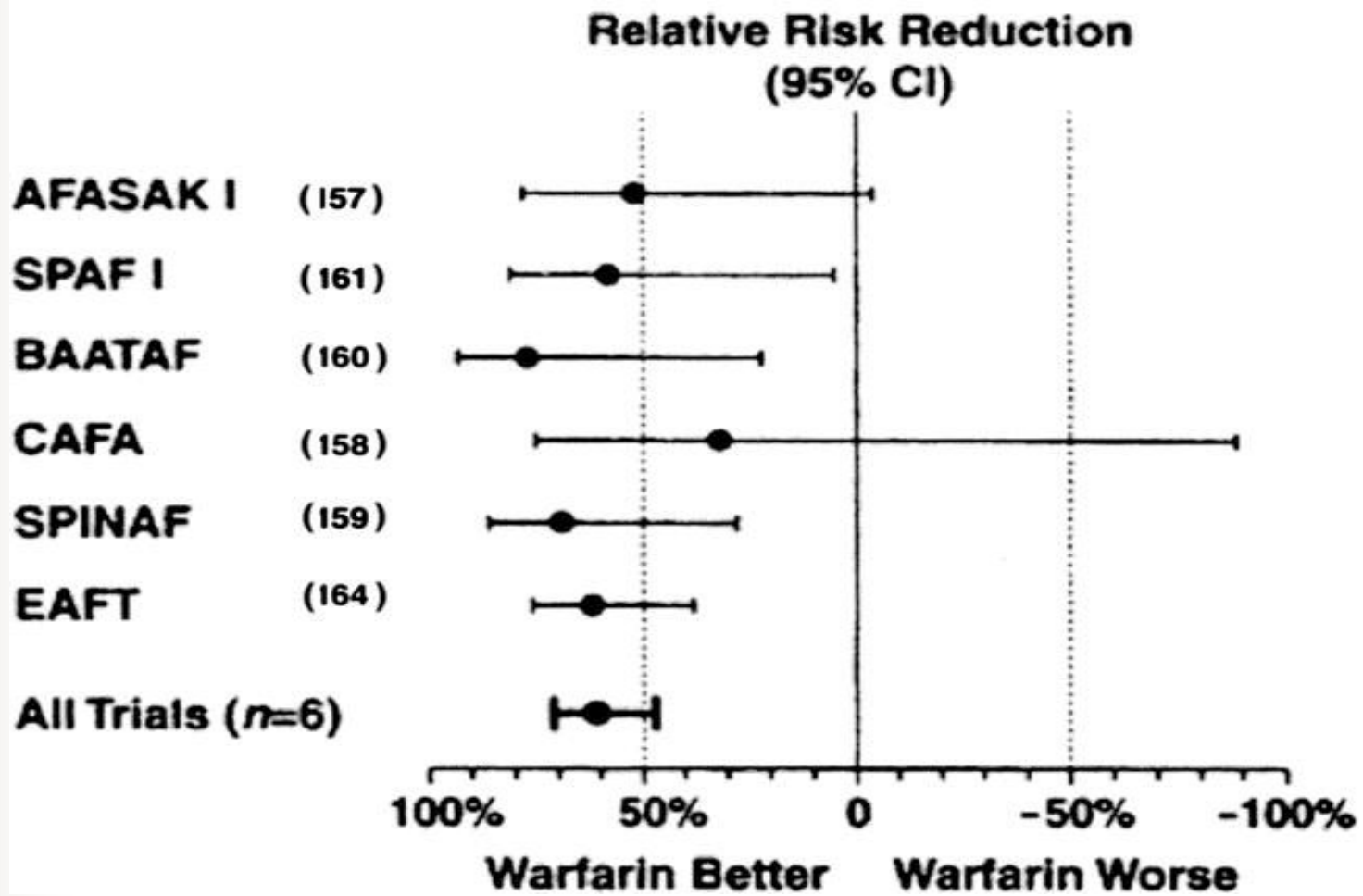
**Any high-risk factor or
More than 1 moderate-risk factor**

Warfarin (INR 2.0 to 3.0, target 2.5)*

If mechanical valve, target INR greater than 2.5

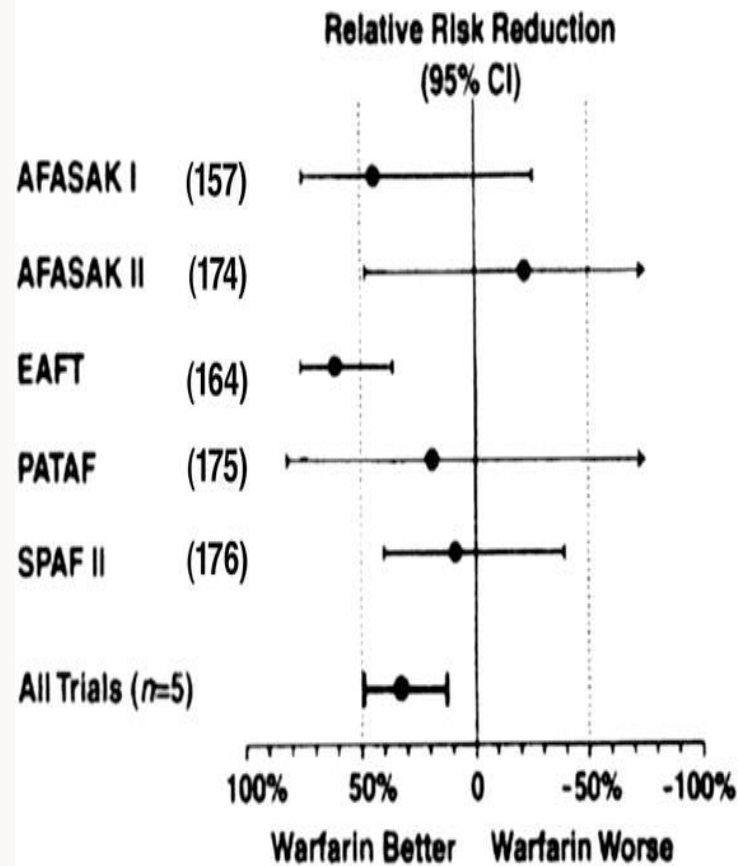
(Fuster et al. ACC/AHA/ESC Practice Guidelines. Circulation 2006;114:700-52)

Adjusted-Dose Warfarin Compared with Placebo

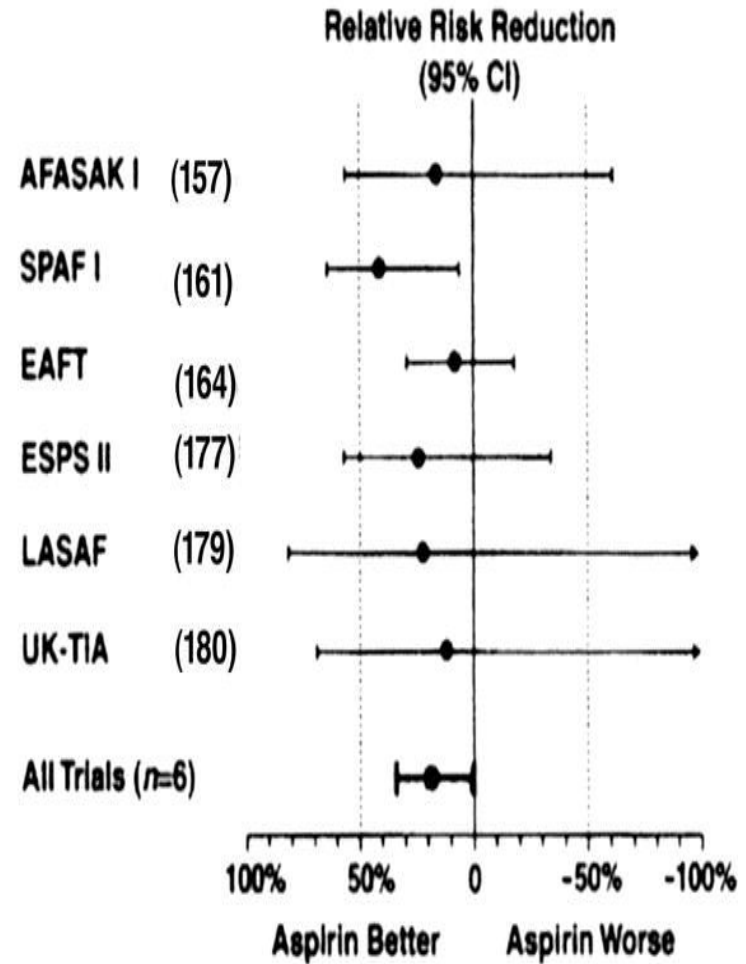


(Hart et al. Ann Intern Med 1999;131:492-501)

Warfarin Compared with Aspirin



Aspirin Compared with Placebo



(Hart et al. Ann Intern Med 1999;131:492-501)



**Stroke With Intermittent Atrial Fibrillation:
Incidence and Predictors During Aspirin Therapy**

Robert G. Hart, MD,* Lesly A. Pearce, MS,† Robert M. Rothbart, MD, FACC,‡

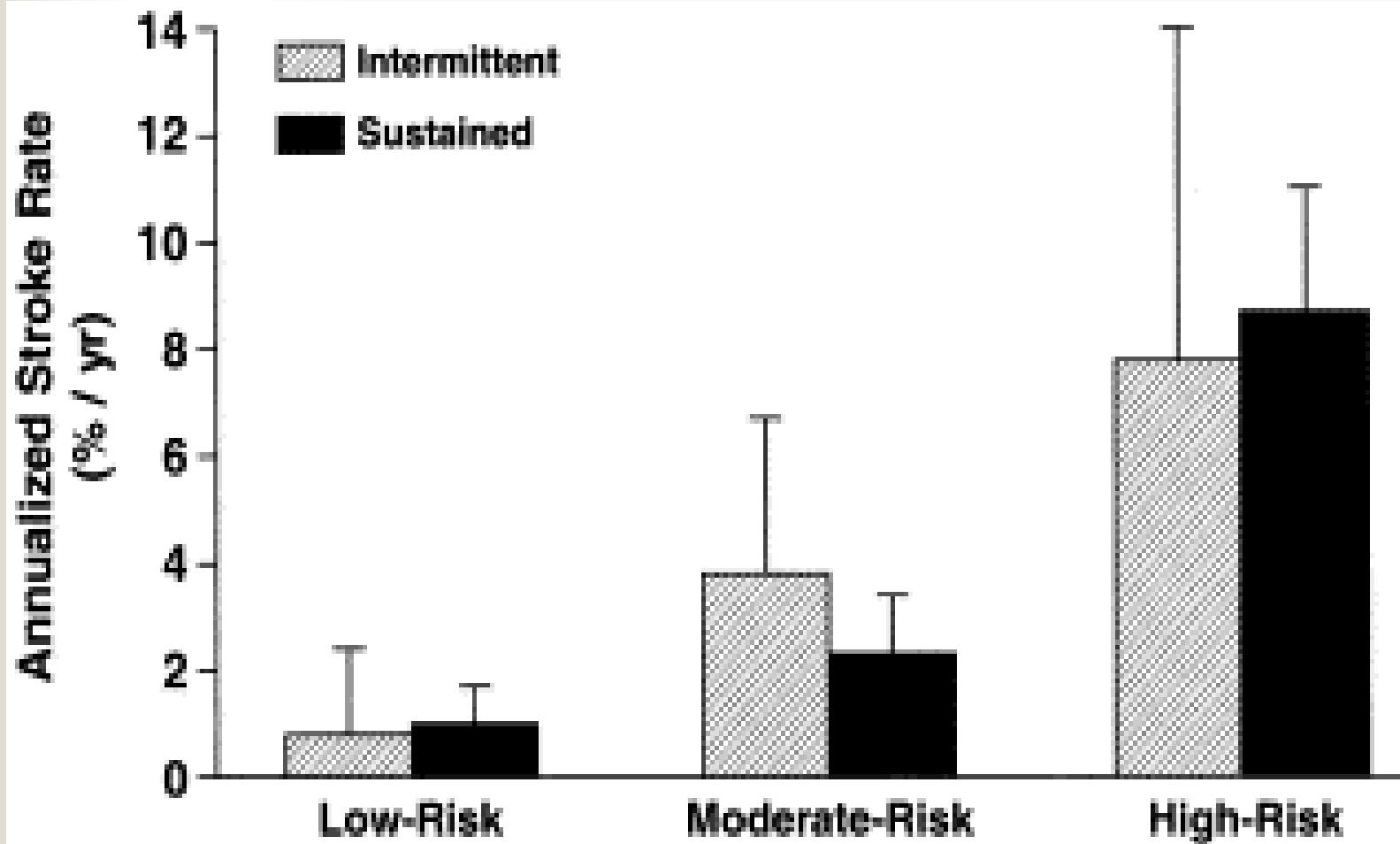
John H. McAnulty, MD, FACC,§ Richard W. Asinger, MD, FACC,\

Jonathan L. Halperin, MD, FACC,¶ for the Stroke Prevention in Atrial Fibrillation
Investigators

CONCLUSIONS:

In this large cohort of AF patients given aspirin, **those with intermittent AF had stroke rates similar to patients with sustained AF and similar stroke risk factors.** Many elderly patients with recurrent intermittent AF have substantial rates of stroke and likely benefit from anticoagulation. High-risk patients with intermittent AF can be identified using the same clinical criteria that apply to patients with sustained AF.

(J Am Coll Cardiol 2000;35:183–7)




(Hart et al. J Am Coll Cardiol. 2000;35:183-7)

What is an optimal treatment for prevention of thromboembolism?

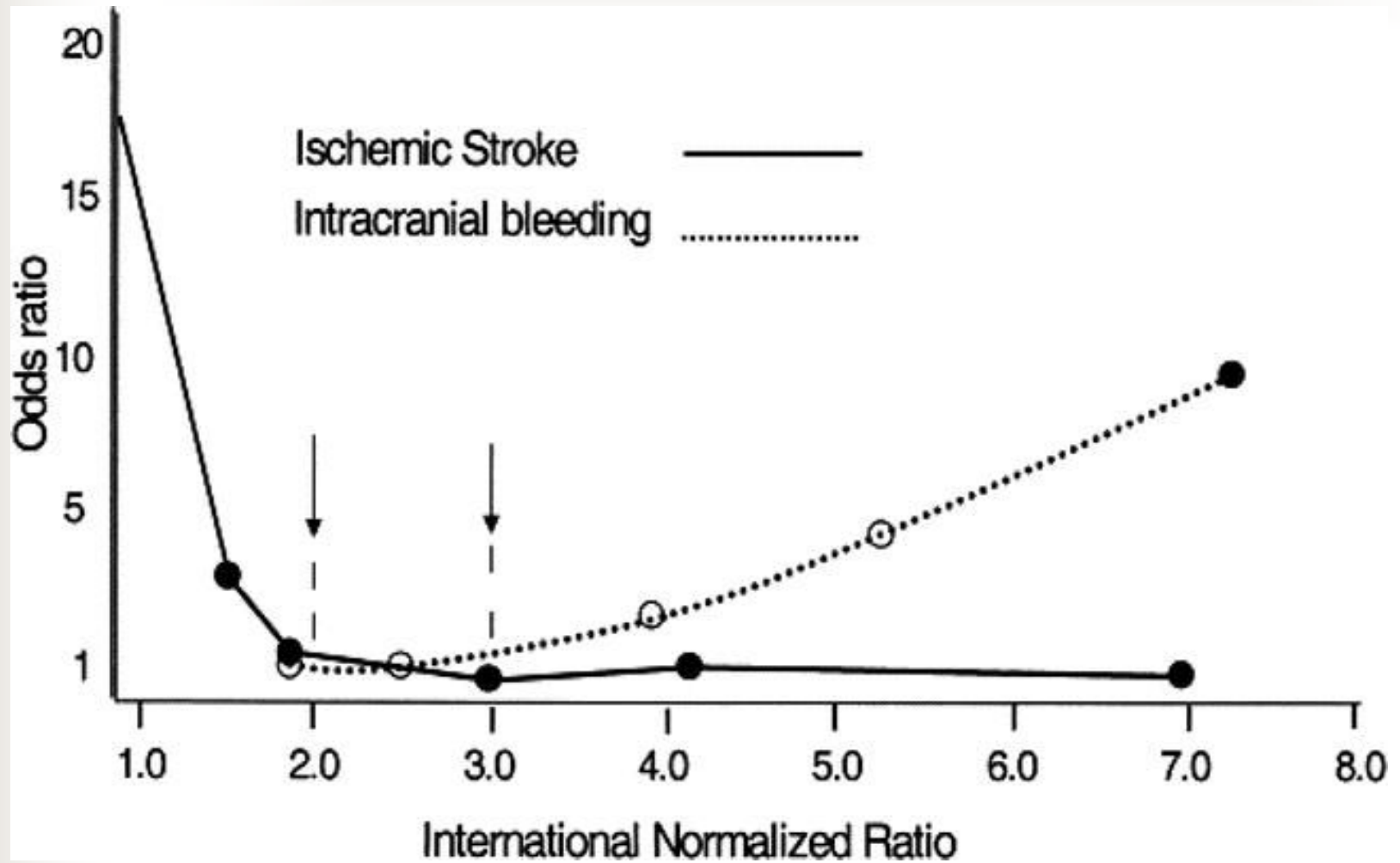
Two moderate-risk factors: 75-year-old, hypertension

Adjusted-dose warfarin (target INR 2~3)

Antithrombotic Therapy in Clinical Practice



- **Difficulty in maintaining target INR level**
- **Bleeding complications**



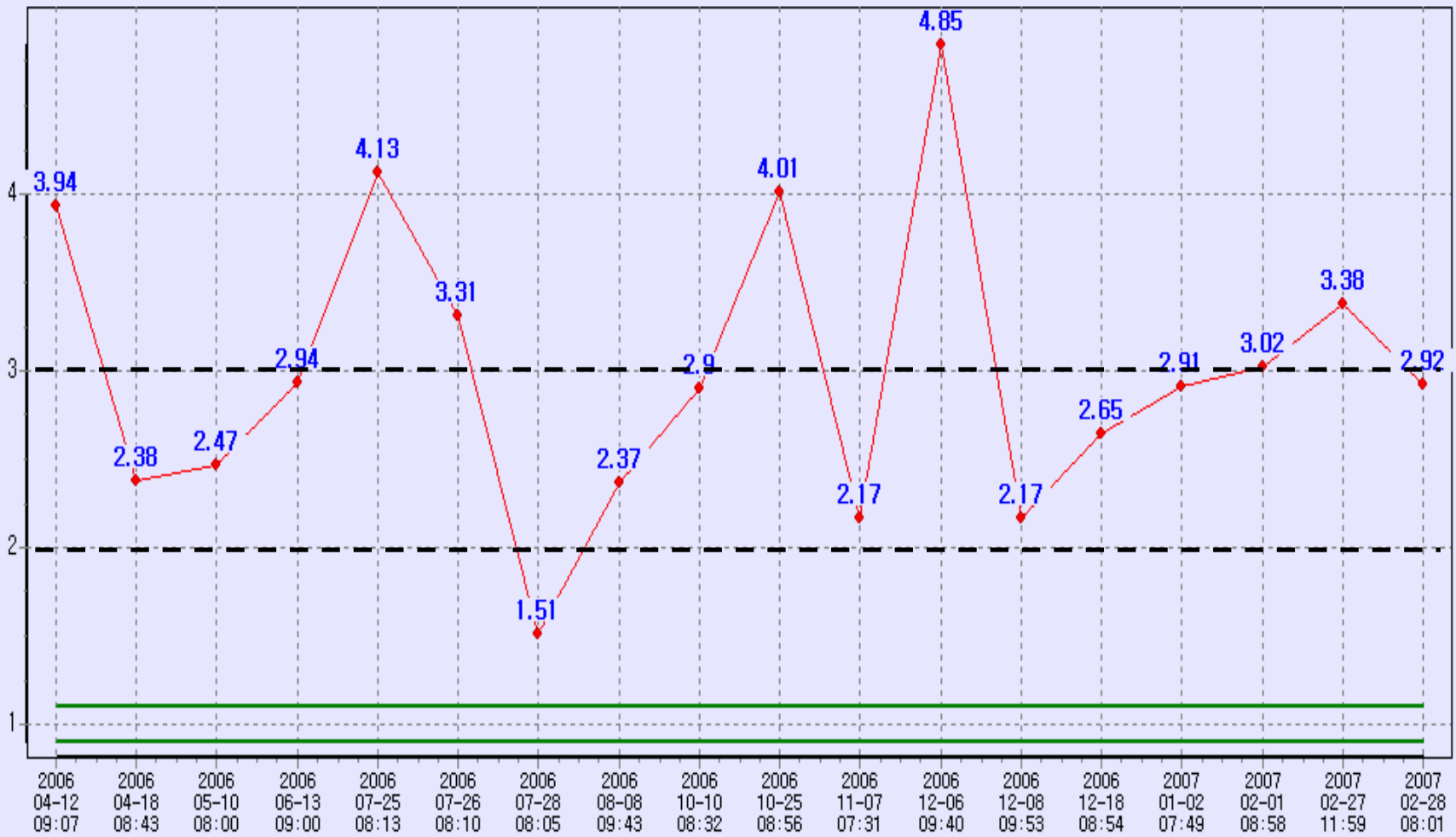
(Hylek et al. Ann Intern Med 1994;120:897-902)

(Oden et al. Thromb Res 2006;117:493-9)

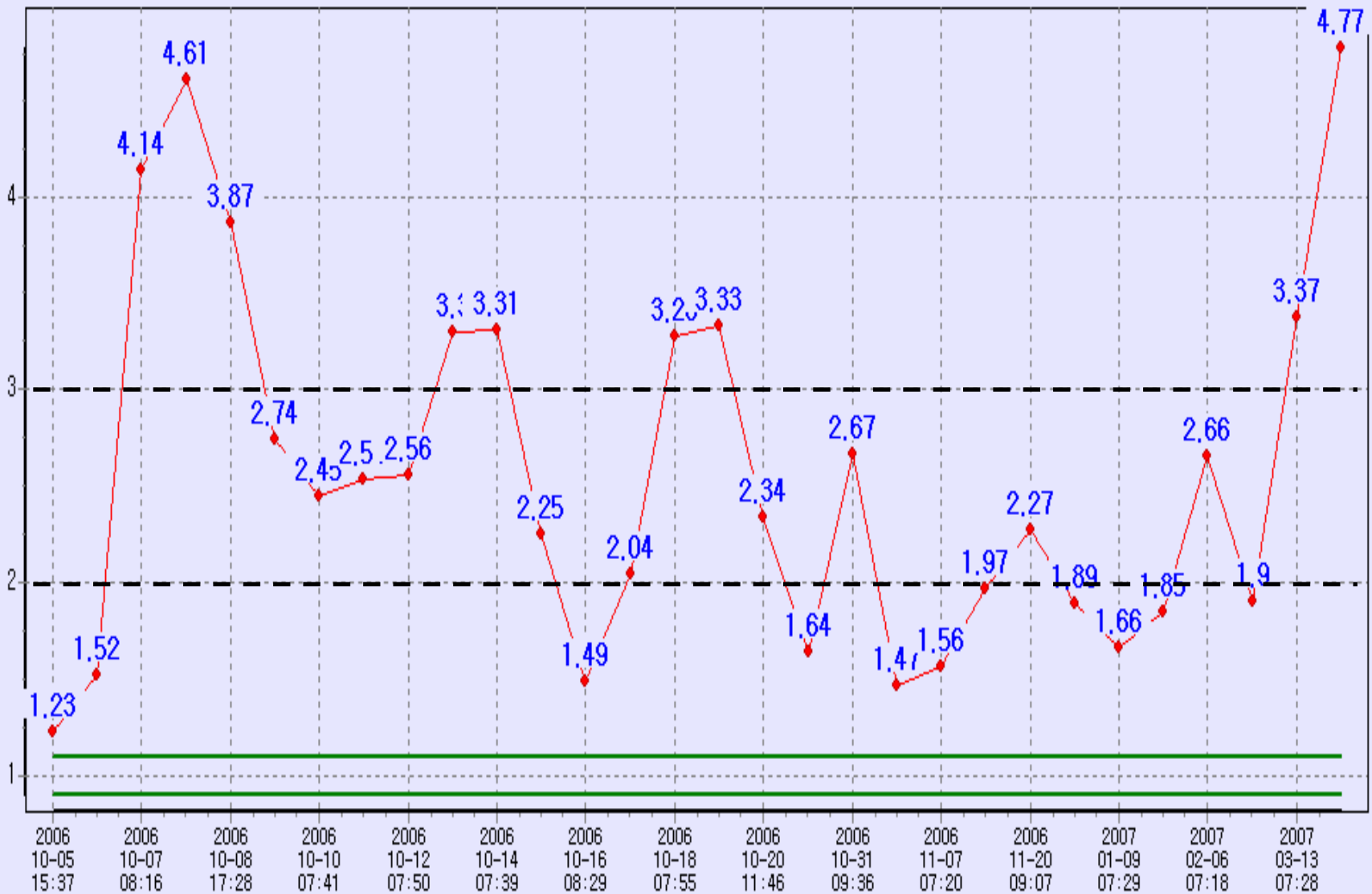
Difficulty in Maintaining Target INR



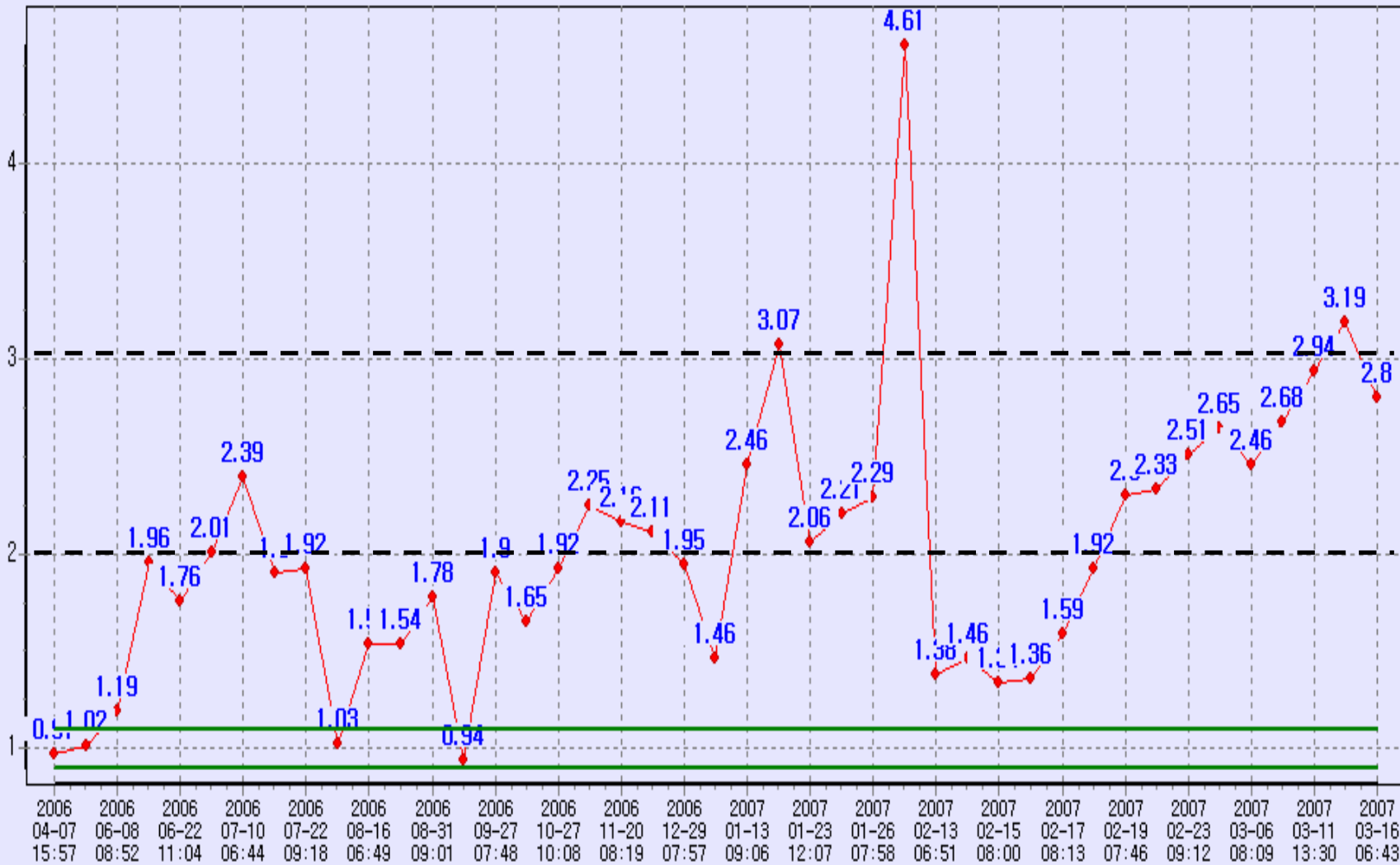
PT (INR) [BL211103]



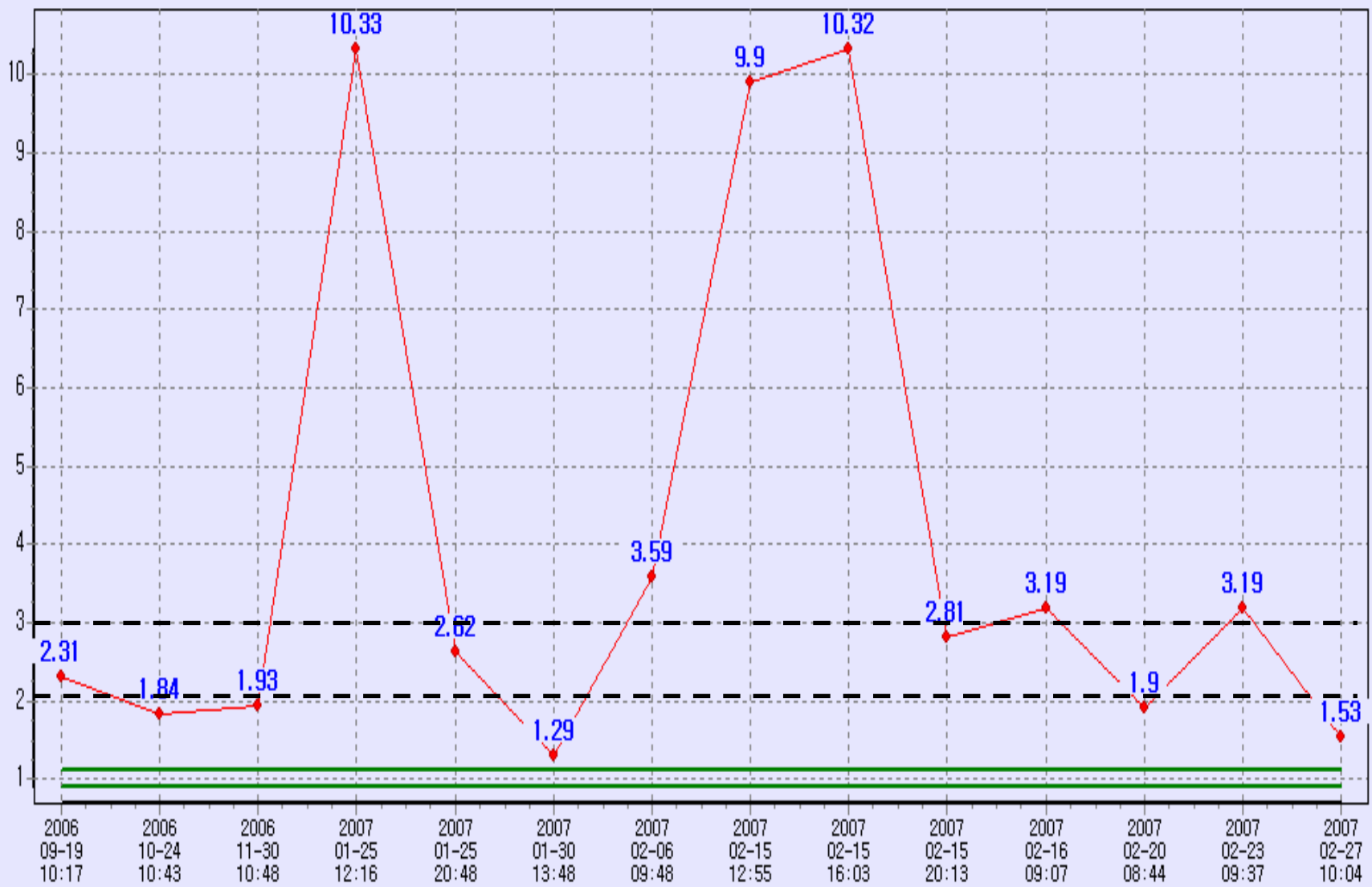
PT (INR) [BL211103]



PT (INR) [BL21103]



PT (INR) [BL211103]



Major Bleeding Complications in AF Studies

Studies	Annual rate of major bleedings(%)		Annual rate of major bleedings(%)		Annual rate of major bleedings(%)	
	Warfarin	Control	Aspirin	Control	Warfarin	Aspirin
AFASAK- I	0.6	0.0	0.3	0.0	0.6	0.3
AFASAK-II					1.7	1.6
BAATAF	0.4	0.2				
CAFA	2.1	0.4				
SPAF-I	1.5	1.6	1.4	1.9		
SPAF-II						
≤ 75					1.7	0.9
> 75					4.2	1.6
SPINAF	1.3	0.9				
EAFT	2.6	0.7	0.7	0.6		

New Antithrombotic Drugs





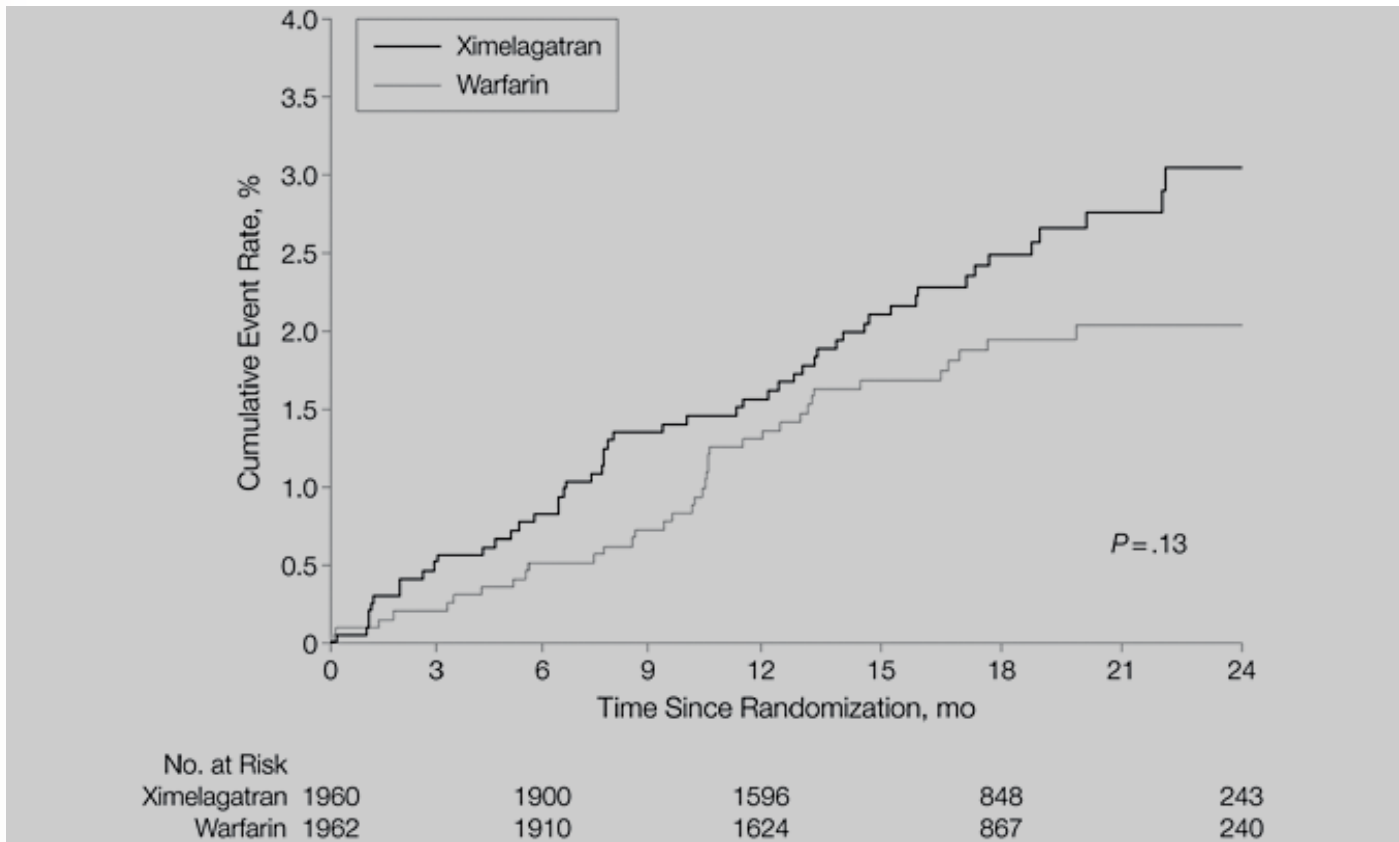
**Ximelagatran vs Warfarin for Stroke Prevention in Patients
With Nonvalvular Atrial Fibrillation A Randomized Trial**

SPORTIF Executive Steering Committee for the SPORTIF V Investigators*

Conclusions :

The results establish the efficacy of fixed-dose oral ximelagatran without coagulation monitoring compared with well-controlled warfarin for prevention of thromboembolism in patients with atrial fibrillation requiring chronic anticoagulant therapy, but the potential for hepatotoxicity requires further investigation.

(JAMA. 2005;293:690-698)





In Summary

- Atrial fibrillation, the most significant tachyarrhythmias, is associated with thromboembolic complications in elderly patients.
- New guideline recommends oral anticoagulation with adjusted-dose warfarin in high risk patients.
- Despite clear guidelines on oral anticoagulation in atrial fibrillation, it is not easy to maintain appropriate therapeutic range of INR in clinical practice. Bleeding complication is also concerned in elderly patients.
- A promising alternative drug for anticoagulation in atrial fibrillation is direct thrombin antagonists. The drug does not need frequent dose titration and PT test. One of drugs, Ximelagatran, showed similar stroke-prevention efficacy and bleeding complication compared with warfarin in large clinical trials. However, US FDA has not approved the drug because of severe hepatotoxic effects.
- Other direct thrombin antagonists are now undergoing clinical trials.